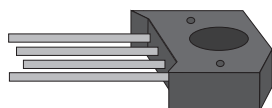


RS601 THRU RS607



SINGLE PHASE 6.0 AMP BRIDGE RECTIFIERS



FEATURES

- * Ideal for printed circuit board
- * Low forward voltage
- * Low leakage current
- * Polarity: marked on body
- * Mounting position: Any
- * Lead Free Finish/RoHS Compliant

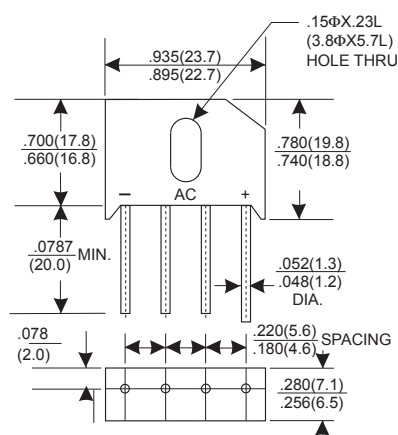
VOLTAGE RANGE

50 to 1000 Volts

CURRENT

6.0 Amperes

RS-6/KBU



Dimensions in inches and (millimeters)

MAXIMUM RATINGS AND ELECTRICAL CHARACTERISTICS

Rating 25°C ambient temperature unless otherwise specified.
Single phase half wave, 60Hz, resistive or inductive load.
For capacitive load, derate current by 20%.

| TYPE NUMBER | RS601 | RS602 | RS603 | RS604 | RS605 | RS606 | RS607 | UNITS |
|--|------------|-------|-------|-------|-------|-------|-------|-------|
| Maximum Recurrent Peak Reverse Voltage | 50 | 100 | 200 | 400 | 600 | 800 | 1000 | V |
| Maximum RMS Voltage | 35 | 70 | 140 | 280 | 420 | 560 | 700 | V |
| Maximum DC Blocking Voltage | 50 | 100 | 200 | 400 | 600 | 800 | 1000 | V |
| Maximum Average Forward Rectified Current | | | | | | | | A |
| .375"(9.5mm) Lead Length at Tc=50°C | 6.0 | | | | | | | A |
| Peak Forward Surge Current, 8.3 ms single half sine-wave superimposed on rated load (JEDEC method) | 250 | | | | | | | A |
| Maximum Forward Voltage Drop per Bridge Element at 3.0A D.C. | 1.1 | | | | | | | V |
| Maximum DC Reverse Current Ta=25°C | 10 | | | | | | | μA |
| at Rated DC Blocking Voltage Ta=100°C | 200 | | | | | | | μA |
| Operating Temperature Range, Tj | -65 — +125 | | | | | | | °C |
| Storage Temperature Range, Tstg | -65 — +150 | | | | | | | °C |

RATING AND CHARACTERISTIC CURVES (RS601 THRU RS607)

FIG.1-TYPICAL FORWARD CURRENT DERATING CURVE

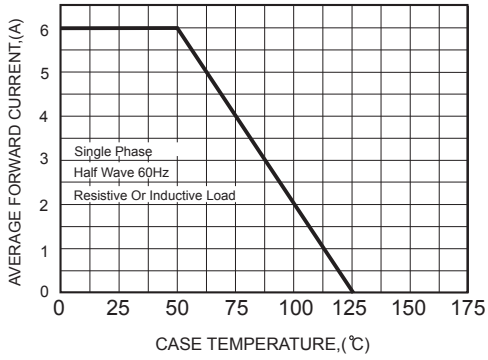


FIG.2-MAXIMUM NON-REPETITIVE FORWARD SURGE CURRENT

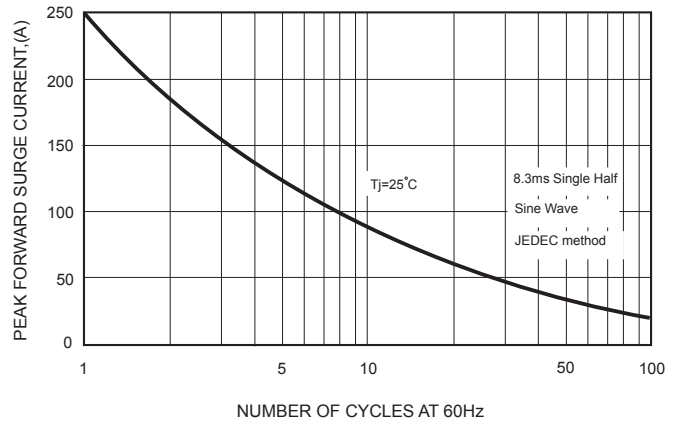


FIG.3-TYPICAL FORWARD CHARACTERISTICS

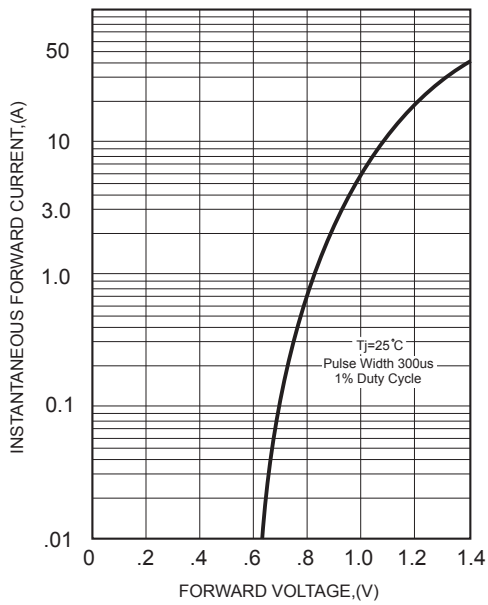


FIG.4-TYPICAL REVERSE CHARACTERISTICS

