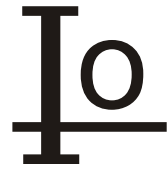


# RB151 THRU RB157



## SINGLE PHASE 1.5 AMP BRIDGE RECTIFIERS



### FEATURES

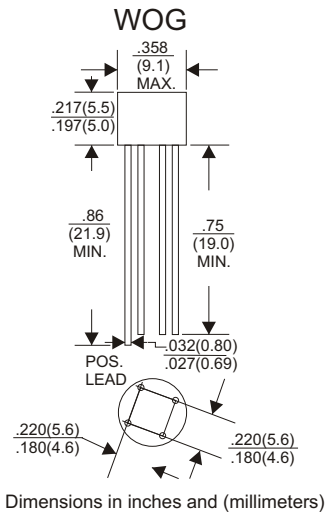
- \* Ideal for printed circuit board
- \* Low forward voltage
- \* Low leakage current
- \* Polarity: marked on body
- \* Mounting position: Any
- \* Weight: 1.12 grams
- \* Lead Free Finish/RoHS Compliant

### VOLTAGE RANGE

50 to 1000 Volts

### CURRENT

1.5 Ampere



## MAXIMUM RATINGS AND ELECTRICAL CHARACTERISTICS

Rating 25° C ambient temperature unless otherwise specified.  
 Single phase half wave, 60Hz, resistive or inductive load.  
 For capacitive load, derate current by 20%.

TYPE NUMBER	RB151	RB152	RB153	RB154	RB155	RB156	RB157	UNITS
Maximum Recurrent Peak Reverse Voltage	50	100	200	400	600	800	1000	V
Maximum RMS Voltage	35	70	140	280	420	560	700	V
Maximum DC Blocking Voltage	50	100	200	400	600	800	1000	V
Maximum Average Forward Rectified Current .375"(9.5mm) Lead Length at Ta=25° C	1.5							A
Peak Forward Surge Current, 8.3 ms single half sine-wave superimposed on rated load (JEDEC method)	50							A
Maximum Forward Voltage Drop per Bridge Element at 0.75A D.C.	1.0							V
Maximum DC Reverse Current Ta=25° C	10							uA
at Rated DC Blocking Voltage Ta=100° C	500							uA
Operating Temperature Range, Tj	-65— +125							°C
Storage Temperature Range, TSTG	-65— +150							°C

## RATING AND CHARACTERISTIC CURVES (RB151 THRU RB157)

FIG.1-TYPICAL FORWARD CURRENT DERATING CURVE

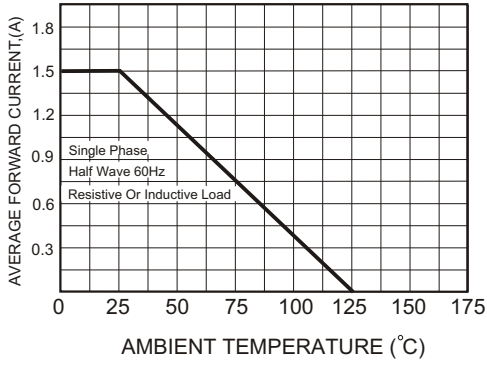


FIG.2-MAXIMUM NON-REPETITIVE FORWARD SURGE CURRENT

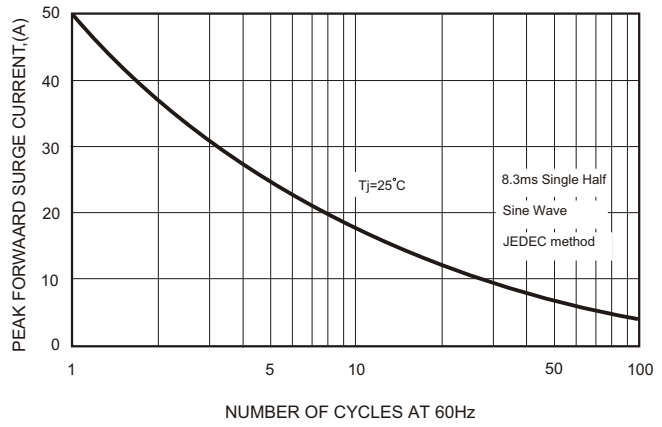


FIG.3-TYPICAL FORWARD CHARACTERISTICS

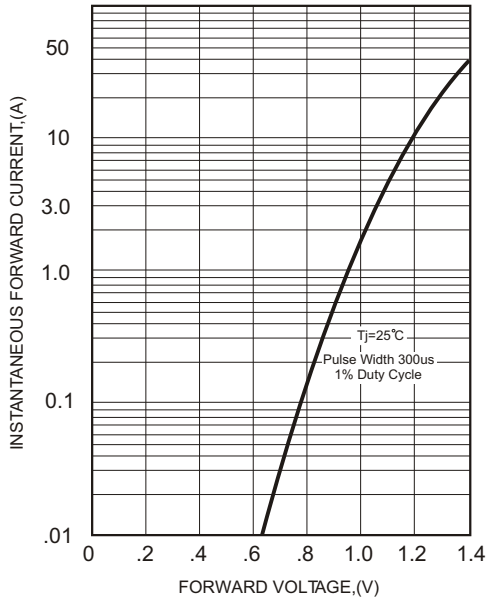


FIG.4-TYPICAL REVERSE CHARACTERISTICS

