


KBJ15005 THRU KBJ1510



SINGLE PHASE 15.0 AMPS GLASS PASSIVATED BRIDGE RECTIFIERS



FEATURES

- * Ideal for printed circuit board
- * Low forward voltage
- * Low leakage current
- * Polarity: marked on body
- * Mounting position: Any
- * Lead Free Finish/RoHS Compliant

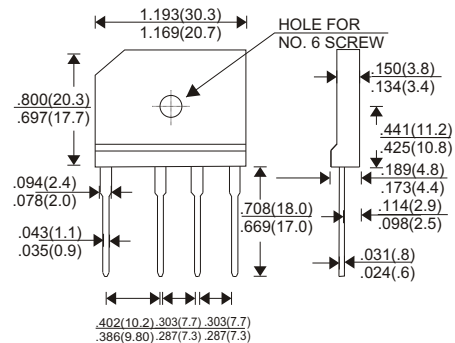
VOLTAGE RANGE

50 to 1000 Volts

CURRENT

15.0 Ampere

KBJ



Dimensions in inches and (millimeters)

MAXIMUM RATINGS AND ELECTRICAL CHARACTERISTICS

Rating 25°C ambient temperature unless otherwise specified.
Single phase half wave, 60Hz, resistive or inductive load.
For capacitive load, derate current by 20%.

TYPE NUMBER	KBJ 15005	KBJ 1501	KBJ 1502	KBJ 1504	KBJ 1506	KBJ 1508	KBJ 1510	UNITS
Maximum Recurrent Peak Reverse Voltage	50	100	200	400	600	800	1000	V
Maximum RMS Voltage	35	70	140	280	420	560	700	V
Maximum DC Blocking Voltage	50	100	200	400	600	800	1000	V
Maximum Average Forward Rectified Current(with heatsink note1) Rectifier current at Tc=100°C without heatsink	15.0 3.2							A
Peak Forward Surge Current, 8.3 ms single half sine-wave superimposed on rated load (JEDEC method)	200							A
Maximum Forward Voltage Drop per Bridge Element at 7.5A D.C.	1.1							V
Maximum DC Reverse Current Ta=25°C	10							uA
at Rated DC Blocking Voltage Ta=100°C	500							uA
Storage Temperature Range, TSTG	-55 — +150							°C

Note 1 : Device mounted on 300mm*300mm*1.6mm Cu Plate Heatsink.

RATING AND CHARACTERISTIC CURVES (KBJ15005 THRU KBJ1510)

FIG.1-TYPICAL FORWARD CURRENT DERATING CURVE

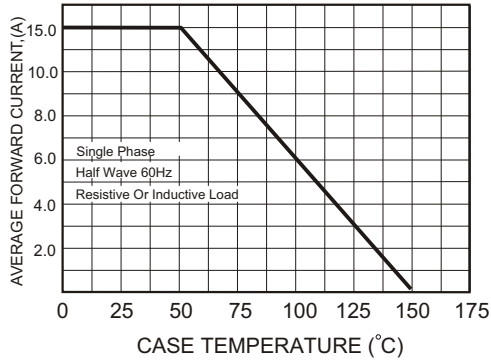


FIG.2-MAXIMUM NON-REPETITIVE FORWARD SURGE CURRENT

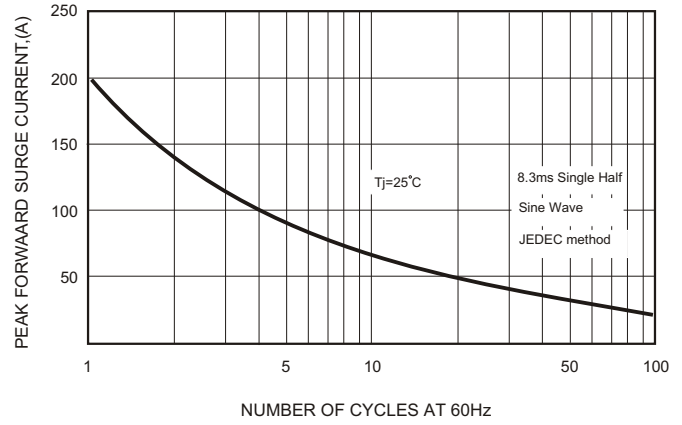


FIG.3-TYPICAL FORWARD CHARACTERISTICS

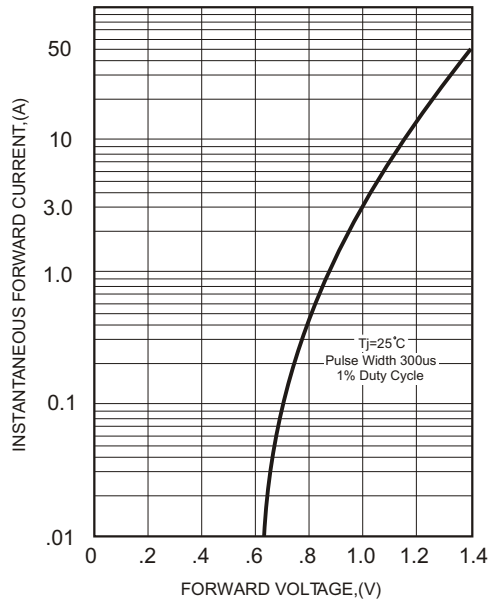


FIG.4-TYPICAL REVERSE CHARACTERISTICS

