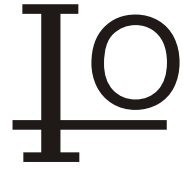


KBJ2A THRU KBJ2M

SINGLE PHASE 2.0 AMPS GLASS PASSIVATED BRIDGE RECTIFIERS



FEATURES

- * Ideal for printed circuit board
- * Low forward voltage
- * Low leakage current
- * Polarity: marked on body
- * Mounting position: Any
- * Lead Free Finish/RoHS Compliant

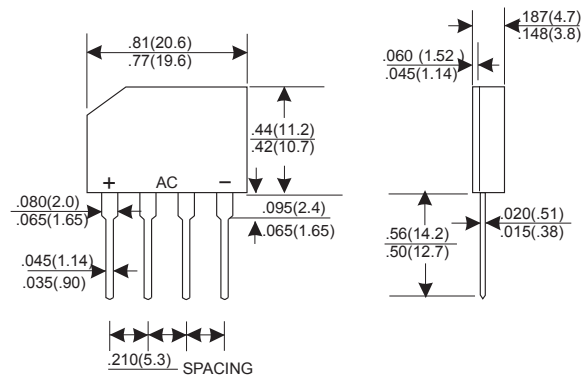
VOLTAGE RANGE

50 to 1000 Volts

CURRENT

2.0 Ampere

KBJ-2



MAXIMUM RATINGS AND ELECTRICAL CHARACTERISTICS

Rating 25°C ambient temperature unless otherwise specified.
Single phase half wave, 60Hz, resistive or inductive load.
For capacitive load, derate current by 20%.

TYPE NUMBER	KBJ 2A	KBJ 2B	KBJ 2D	KBJ 2G	KBJ 2J	KBJ 2K	KBJ 2M	UNITS	
Maximum Recurrent Peak Reverse Voltage	50	100	200	400	600	800	1000	V	
Maximum RMS Voltage	35	70	140	280	420	560	700	V	
Maximum DC Blocking Voltage	50	100	200	400	600	800	1000	V	
Maximum Average Forward Rectified Current									
.375"(9.5mm) Lead Length at Tc=50 °C								2.0	A
Peak Forward Surge Current, 8.3 ms single half sine-wave superimposed on rated load (JEDEC method)								80	A
Maximum Forward Voltage Drop per Bridge Element at 1.0A D.C.								1.1	V
Maximum DC Reverse Current								10	uA
at Rated DC Blocking Voltage								100	uA
Storage Temperature Range, TSTG								-55 — +150	°C

RATING AND CHARACTERISTIC CURVES (KBJ2A THRU KBJ2M)

FIG.1-TYPICAL FORWARD CURRENT DERATING CURVE

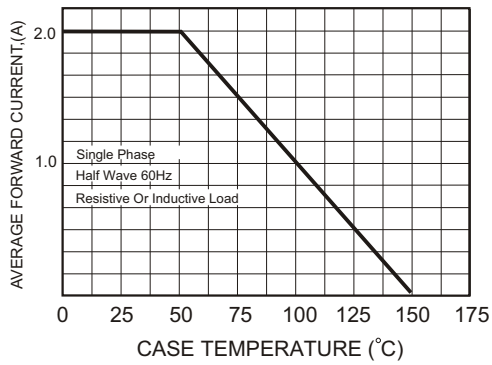


FIG.2-MAXIMUM NON-REPETITIVE FORWARD SURGE CURRENT

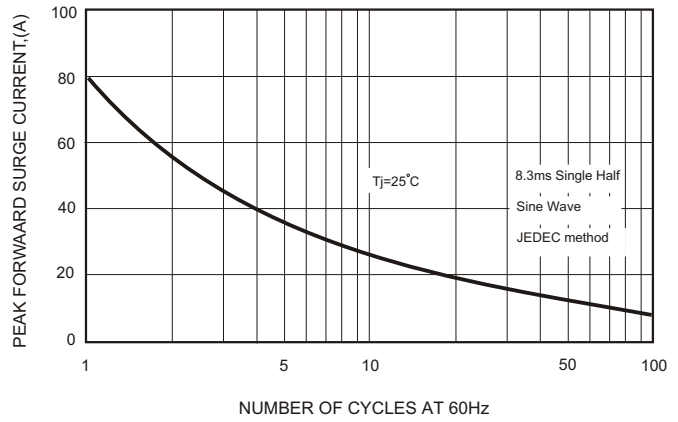


FIG.3-TYPICAL FORWARD CHARACTERISTICS

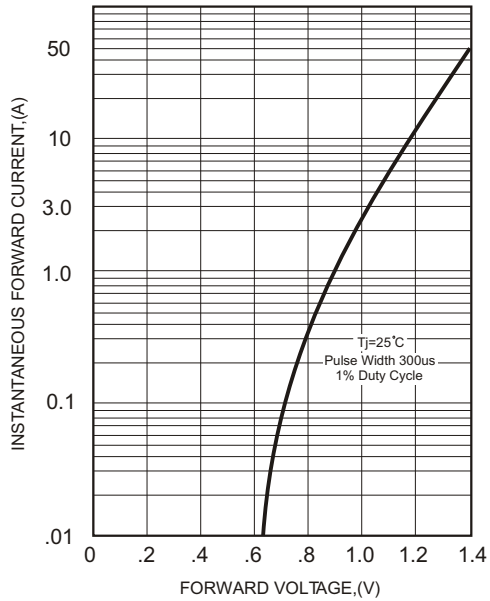


FIG.4-TYPICAL REVERSE CHARACTERISTICS

